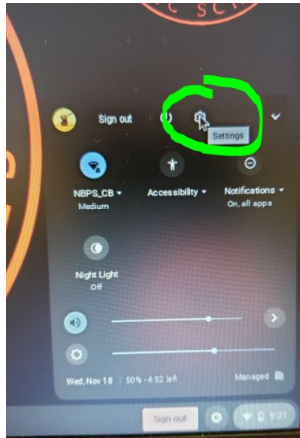


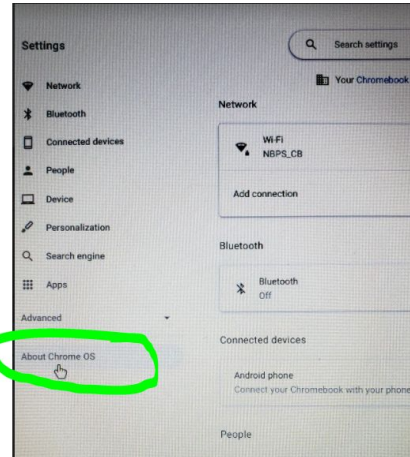
We have found that some “glitches,” like **connectivity** and the ability to get into your teacher’s **Google Meet** may be affected by Chrome OS updates made available by Microsoft since school opened in September.

It is very easy to do this Chrome OS update yourself:

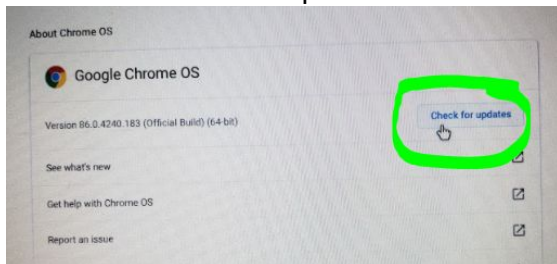
Sign into your Chromebook, click on the icons in the lower right of the home screen and select the Settings icon (a gear)



B. In the left panel of the next screen, click on “About Chrome OS.”



Then click “Check for updates.”



After it has updated, it will require a restart. A **restart** button will appear when it is finished

But the funny thing is, there may be another update needed! I don't know why it doesn't do all updates at once, but be sure to check again for updates in the same manner until it says that you are fully updated.

